



# ALUMINIUM GATES & FENCES

by RYTERNA







**04** CORTINA

---

**06** LINEA

---

**10** TRADITION

---

**12** VIRAGE

---

**14** CLASSIC

---

**16** PLANK

---

**17** PRIVE

---

**18** SEQUENCE

---

**19** R-LIGHT

---

**20** RIVESTITO

---

**21** DECO

---

**22** ORNAMENT

---

**23** PEDESTRIAN GATE

---

# CONTENT

# CORTINA



The gates are constructed of a welded aluminium frame with an aluminium sheet infill. 2 mm thick aluminium infill can be plain or have almost any laser-cut custom image or stainless metal decorative decals. It can be the address, company logo, decorative motif, or coat of arms. The narrow gap between the frame and infill all around the perimeter creates the image of lightweight and elegance. The frame and the infill can be powder-coated in different colours.



## STAINLESS METAL DECALS DESIGN ILLUSTRATION



## LASER CUT DESIGN ILLUSTRATION



# LINEA H 20/100

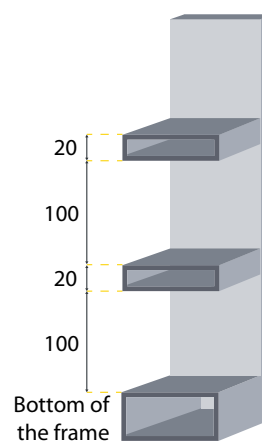


The elegant LINE design will emphasise the beauty of your house and garden. By changing the spacing between the bars you can get perfect match proportions between the gates and house.



Horizontal infill profiles (P) – **20x60** mm  
Spacing (S) between profiles - **100** mm  
Closed contour frame profile - 60x40 mm

Spacing can be modified according to the customer's request.

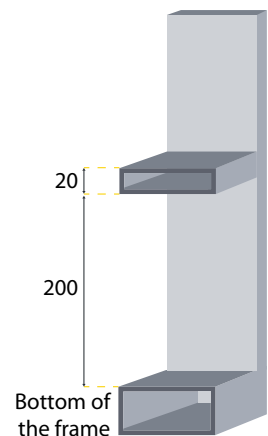


# LINEA H 20/200



Horizontal infill profiles (P) – **20x60** mm  
Spacing (S) between profiles - **200** mm  
Closed contour frame profile - 60x40 mm

Spacing can be modified according to the customer's request.



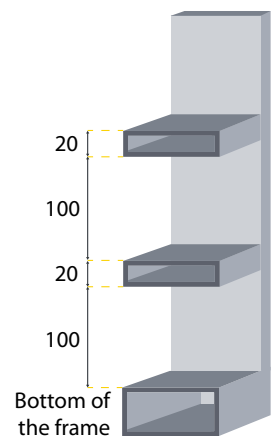
# LINEA H+ 20/100



Almost same as LINEA H design but with randomly located crossbars creates an illusion of masonry.



Horizontal infill profiles (P) – **20x60** mm  
Spacing (S) between profiles - **100** mm  
Closed contour frame profile - 60x40 mm  
Spacing can be modified according to the customer's request.





# LINEA V 20/100



Vertical profiles 50 mm deep and 20 mm wide framed into a sturdy all-around frame create an image of slim but robust construction.

Upright layout and infill profile shape change the gate appearance from transparent up to semi-opaque depending on the view angle.

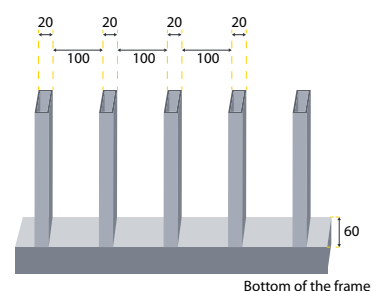


Vertical infill profiles (P) – **20x50 mm**

Spacing (S) between profiles - **100 mm**

Closed contour frame profile - **60x40 mm**

Spacing can be modified according to the customer's request.



# TRADITION



Open-style U-shape frame with protruding vertical bars resembles the good-old countryside style. By choosing the desirable aluminium bar width and spacing proportions you can get a result that perfectly matches the surrounding setting.

The wider sides face outwards-inwards with narrow sides oriented along the gate or fence line.



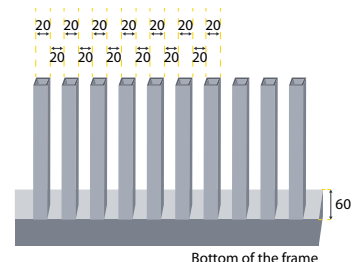
Vertical infill profiles (P) – **20x20** mm

Available options - 40x20; 60x20; 80x20; 100x20

Spacing (S) between profiles - **20** mm

U-shape frame - 60x40 mm

Spacing can be modified according to the customer's request.



## TRADITION 40/40



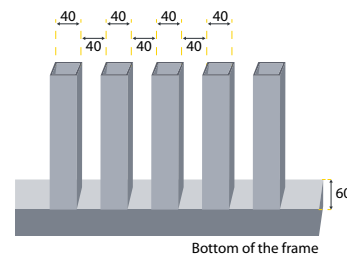
Vertical infill profiles (P) – **40x20** mm

Available options - 60x20; 80x20; 100x20

Spacing (S) between profiles - **40** mm

U-shape frame - 60x40 mm

Spacing can be modified according to the customer's request.



## TRADITION+ 20/40

It is a modified TRADITION design. The difference is that vertical bars are positioned so that narrow sides are facing inwards and outwards so the bars protrude forward out of the frame forming a row of mullions.



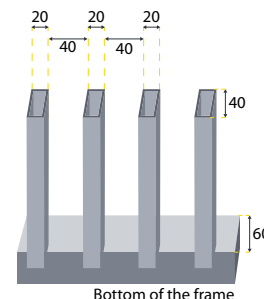
Vertical infill profiles (P) – **20x40** mm

Available options - 20x40; 20x60; 20x80

Spacing (S) between profiles - **40** mm

U-shape frame - 60x40 mm

Spacing can be modified according to the customer's request.



## TRADITION+ 20/60



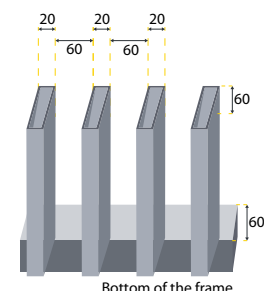
Vertical infill profiles (P) – **20x60** mm

Available options - 20x80

Spacing (S) between profiles - **60** mm

U-shape frame - 60x40 mm

Spacing can be modified according to the customer's request.



# VIRAGE 20/60



Closed contour frame with vertical bars. The wider sides face outwards-inwards with narrow sides oriented along the gate or fence line.

Every second bar is pushed aside from the central line. At the first glance, seemingly insignificant difference creates an eye-catching sort of 3D effect.



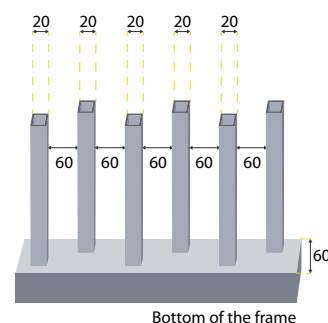
Vertical infill profiles (P) – **20x20** mm

Available options - 40x20; 60x20; 80x20; 100x20

Spacing (S) between profiles - **60** mm

U-shape frame - 60x40 mm

Spacing can be modified according to the customer's request.

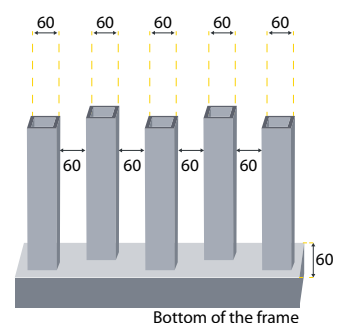


# VIRAGE 60/60



Vertical infill profiles (P) – **60x20** mm  
Available options - 80x20; 100x20  
Spacing (S) between profiles - **60** mm  
U-shape frame - 60x40 mm

Spacing can be modified according to the customer's request.



# CLASSIC 100/20

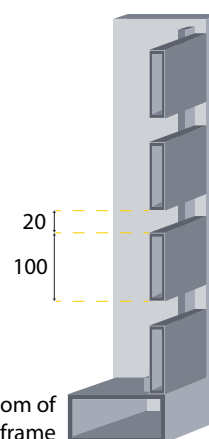


The seemingly neat and simple construction hides many design possibilities. You can combine different heights of horizontal 'boards' and spacing on the same gate or fence plane. Even more, horizontal profiles can be powder-coated in different RAL colours.



Horizontal infill profiles (P) – **100x20** mm  
Available options - 40x20; 60x20; 80x20; 100x20  
Spacing (S) between profiles - **20** mm  
U-shape frame - 60x40 mm

Spacing can be modified according to the customer's request.

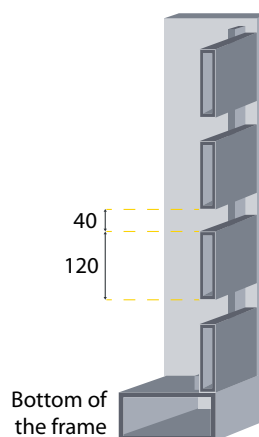


# CLASSIC 120/40



Horizontal infill profiles (P) – **120x20** mm  
Available options - 40x20; 60x20; 80x20; 100x20  
Spacing (S) between profiles - **40** mm  
U-shape frame - 60x40 mm

Spacing can be modified according to the customer's request.



# PLANK



The design is similar to CLASSIC, but with limited 'board' size choices. The wood image horizontal profiles can be Golden Oak or Dark Oak shade.

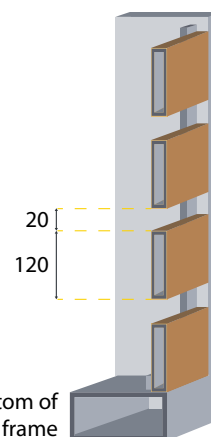


Horizontal infill profiles (P) – **120x20** mm

Spacing (S) between profiles - **20** mm

U-shape frame - 60x40 mm

Spacing can be modified according to the customer's request.





# PRIVE



PRIVE design is a perfect choice for privacy. By changing spacing gaps you can change the transparency of gates or fence.

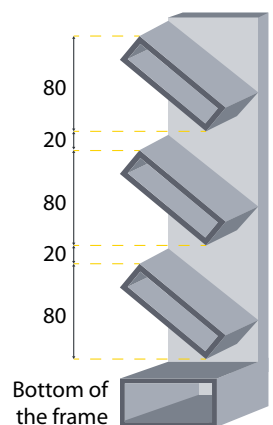


Horizontal infill profiles (P) – **80x20 mm**

Spacing (S) between profiles - **20 mm**

U-shape frame - 60x40 mm

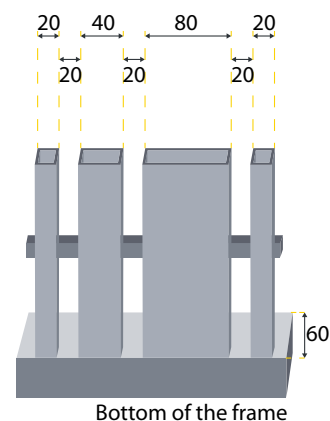
Spacing can be modified according to the customer's request.



# SEQUENCE



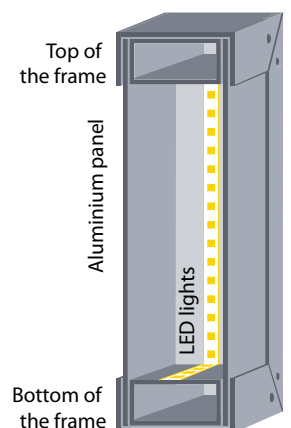
'Randomly' collected vertical bars create mesmerizing chaotic charm. As standard bars are arranged in 40, 20, 80, 20, 80, 40, 20, 80, 20, 40, 80, 20, 40 repeating sequences with 20 mm spacings.



# R-LIGHT



Kind of a lightbox. Front panels have a laser-cut address, coat of arms, logo or company name. Optional LED backlit makes the signage glowing during the night time. During the daytime, the inside space stays dark contrasting with the front panel lit with daylight. So you will be noticeable around the clock.



# RIVESTITO



Frame clad with aluminium 'shingles' which can be different sizes and colours. Also, the facade cladding panels can be used to match the whole setting design.





Deco design resembles the style of the 30-ties last century. Different patterns can be recreated. The elegant but functional design will definitely upgrade the house's appearance.



# ORNAMENT




Quite a modernistic design with a small sprinkle of art deco. Available in different variations.



# PEDESTRIAN GATE





The images in this catalogue showcase different configurations and may include additional non-standard accessories. • Ryterna reserves the right to implement improvements and update designs without prior notice. • The depicted colours in this brochure are illustrative and may vary from actual product colours. • **All rights reserved.** • Unauthorised reproduction or distribution of this catalogue in whole or in part is available only with consent from **Ryterna.**

